

T.A. KROSS
 1-7-57
 1-18-93
 12-23-94
 12-19-96
 4-5-97
 7-22-01
 12-27-04
 2-7-07

1
BECKMANN

DIETRICH BECKMANN

DOROTHEA

GER. d12/24/1942 E.L. 61016 1875 GER. d9/7/1941 6110/1923 DIETRICH (DAU) (DAU) HENRY d9/17/1947 S. DAK. 61218/1871 GER. d21/1/1966 E.L. 6312/1890 GER. FRED KLIPP d12/21/1944 EL. 6111/1966 GER. (FARNER) DOROTHEA HESTERMAN d10/23/1938 E.L. 61126/1886 GER.

WILLIAM ERNST DIETRICH DIETRICH (DAU) (DAU) HENRY FRED H. FRED KLIPP ALMA ALBERT ENNA DOROTHEA

To U.S. 1892 SEE CHART #3 To U.S. 1889 To U.S. 1899 1841 d4/12/1947 69110/1873 MARY

HENRY SCHULTZ HENRY SCHULTZ ALMA ALBERT ENNA DOROTHEA "DORA" DOROTHEA MEYER

OTTO EDWARD ALVIN J. HOFFEY

ALVA (L. FEL) 261 ADISON '28 '38 WM. H. d12/24/1942 EL. 61126/1886 ADD. RES: 137 LARCH '47 70 BLM. 1914 ALVINA L. d1/4/1964 E.L. 61127/1886 ADD. RES: 137 LARCH '47 70 BLM. 1914

ALBERT H. WENDLAND d10/11/1947 LORNING E. 1924 HERMAN NIEMEYER d10/21/1983 E.L. 67112/1909 S.D. PERYL OLSON d7/11/1918

WILLIAM ERNEST d8/17/1941 6711/1918 S.D. ROBERT d7/5/1944

ANNE THIELBAR d9/28/1964 S. DAK. 6418/1878 GER. TO US 1895 EDWIN AUGUST BECKMANN d6/10/1911 61126/1886 CAROL WAYNE JOYCE

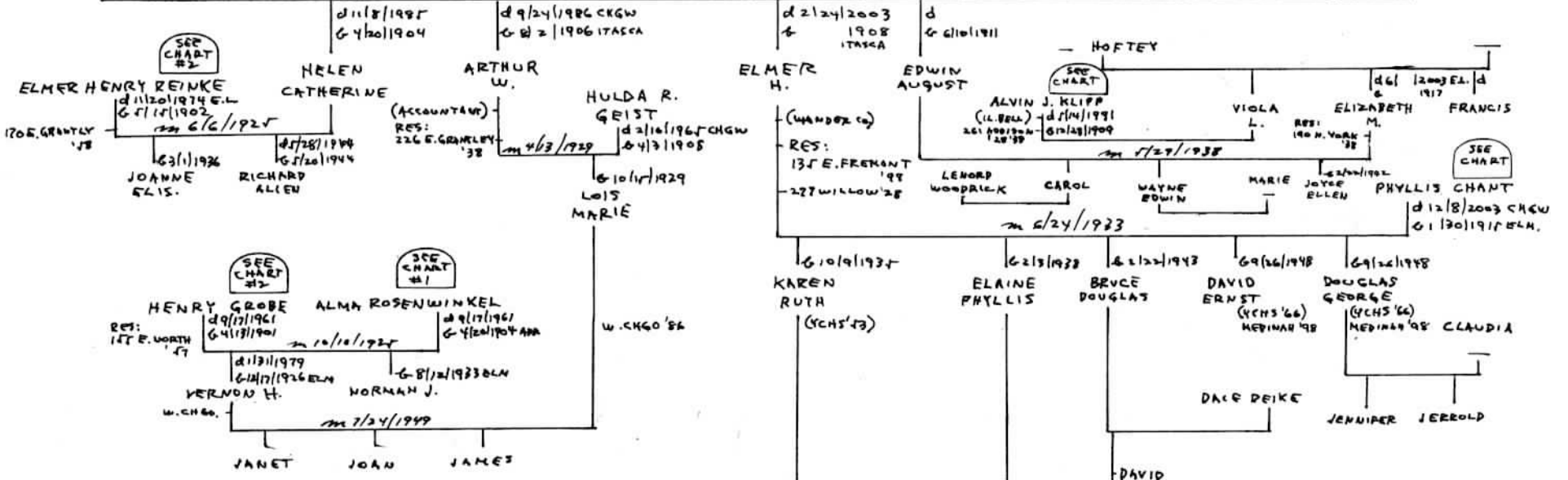
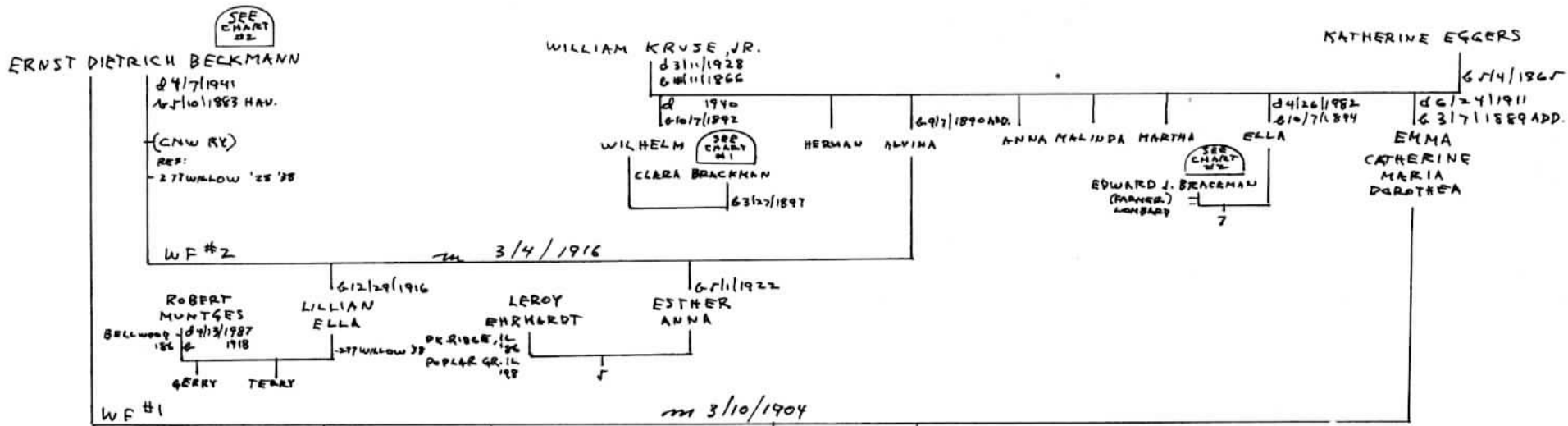
ALMA ALBERT ENNA DOROTHEA "DORA" DOROTHEA MEYER

ALVA (L. FEL) 261 ADISON '28 '38 WM. H. d12/24/1942 EL. 61126/1886 ADD. RES: 137 LARCH '47 70 BLM. 1914 ALVINA L. d1/4/1964 E.L. 61127/1886 ADD. RES: 137 LARCH '47 70 BLM. 1914

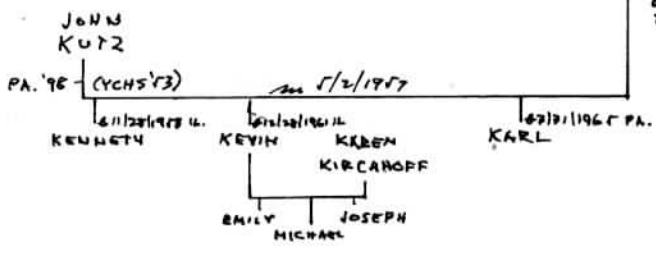
RUDOLPH PETERSON d4/13/1976 E.L. 1902 FOR. PK. 1/4 '76 ROBERT MARILYN GEYER

T. H. KROSS 11-18-2004 12-20-2004 1-9-2005 1-7-2006

BECKMANN #2



T.H. KROSS
 11-18-2004 R
 11-27-2004
 11-27-2004



BECKMANN